

General Specifications for HHP2-16" Fan Size - Horizontal and Vertical Projection Type

Notes

1. Pressure/Temperature Ratings

Pressure = 450 psig (3103 kPa)
 Temperature = 550°F (288°C)
 MDMT = -20°F (-29°C)

2. Materials

Cabinet: 14 Ga, Yellow Epoxy/Polyester Powder Coated
 Core: Carbon Steel with Copper-free Aluminum Fins
 Louvers: Anodized extruded aluminum

3. Fluid Connections

1-1/2 in. NPT male Schedule 40
 Optional 1-1/2 in. (4 bolt) CL300# RF flanges
 Optional 2 in. (8bolt) CL300# RF flanges [▲]

- ▲ 2" 300# ANSI blind RF flange with 1-1/2" diameter hole machined in center (eight 3/4" bolt holes).
- ◊ Contact factory for extended shipping lead times on Heresite coated cores.
- † Standard Marathon NEMA ex-proof motor is suitable for Class I & II, Div. 1 & 2, Groups C, D, F & G; T3B. Ensure equipment meets the requirements of your hazardous location.
- * Other voltages/frequencies available upon request. Longer lead times may apply. Contact factory.
- ▶ NEMA motors are designed to be operated at rated voltage with tolerances of ± 10%. If the motor is marked 208-230V the tolerance must be calculated from 230V. If motor is marked 230V it is still suitable for 208V operation but the tolerance must be calculated from 230V. For 3-phase motors the line to line full load voltage must be balanced within 1%.

4. Mounting

9/16 in. diameter holes
 Two at top and two at bottom of heater

5. Fan

Spark-proof three-blade aluminum

6. Fan Guard

Split design with close wire spacing. A 3/8 in. (9.5 mm) diameter probe will not enter

7. Ex-Proof Motors

Class I, Divisions 1 & 2, Groups C & D
 Class II, Divisions 1 & 2, Groups F & G
 Temperature Code T3B

Heater Model Code and Option Codes

Model Code
 HHP 2 - H - 16 - 1 - C1 - 115 1 60 - E - 1

Option Codes
 H1, etc.

Model Series	
HHP	2

Generation	
For major revisions	

Projection Type	
Horizontal	H
Vertical	V

Fan Size	
16 Inches	16

Tube Passes	
1 Pass	1
3 Pass	3
5 Pass	5

Steam units are 1 Pass only

Connection Type	
1-1/2" NPT	C1
1-1/2" CL300# RF flange (4 bolt)	C2
2" CL300# RF flange (8 bolt)	C3 [▲]

Options	
H1 [◊]	Heresite coated core
H2 [◊]	Heresite coated cabinet
H3 [◊]	Heresite coated core & cabinet
ZZ	Special build (Factory assigned code)

Discharge Type	
1	One-way adjustable louvers
2	Two-way adjustable louvers
3	Nozzle
4	Four-way adjustable louvers

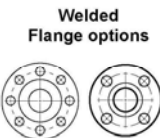
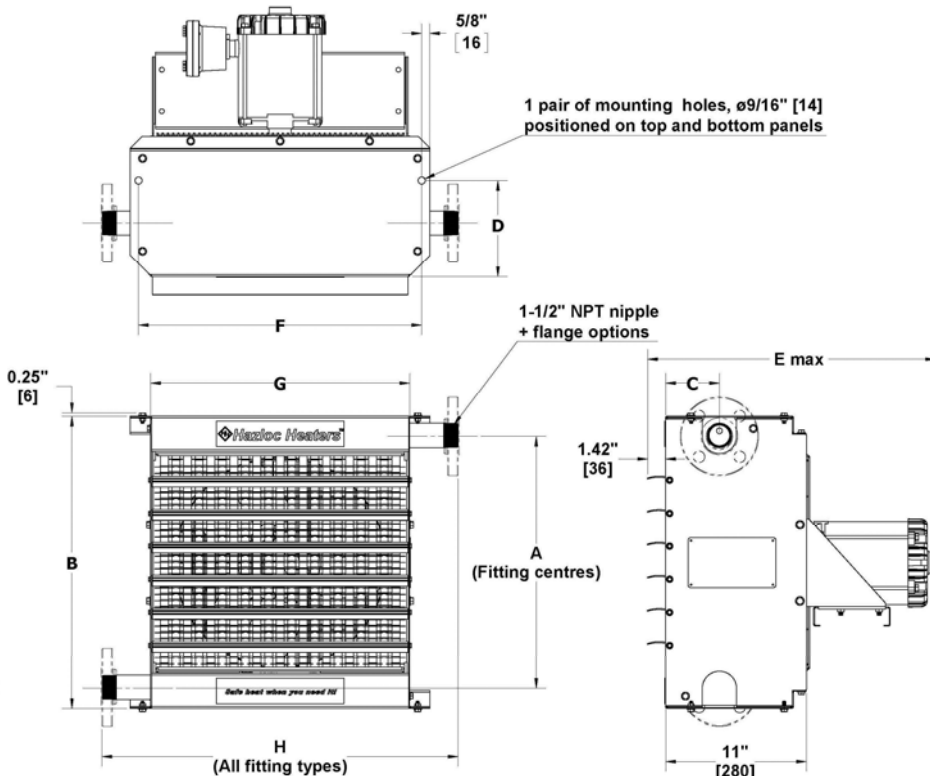
Motor Type	
G	General purpose
E [!]	Hazardous Location

Motor [▶]		
Voltage	Phase	Frequency
115	1	60
208	1	60
230	1	60
208	3	60
230	3	60
460	3	60
575	3	60

Includes louvers & fan blade
 Includes louvers & fan blade

Note:
 The fan shroud is made of spark resistant aluminum compliant to AMCA 99-10, Type B

Fan Size	16
Dim.	Inches (mm)
A	19.80 (503)
B	23.00 (584)
C	4.20 (107)
D	7.56 (192)
E	22.25 (565)
F	22.20 (564)
G	20.28 (515)
H	27.88 (708)

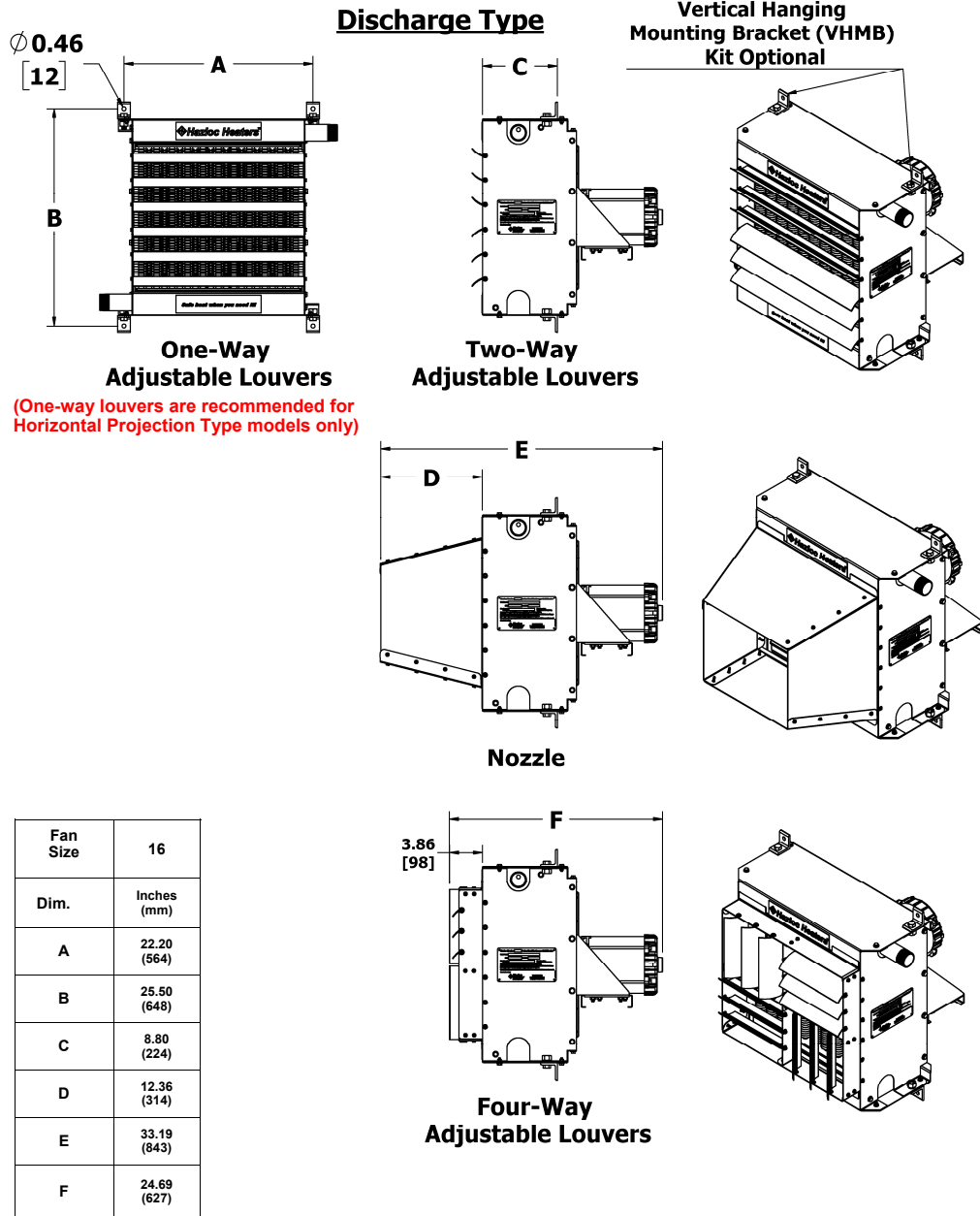


Special Requirements/Notes:

Approval Drawing	HHP2-16" Fan Size Heater
June 7, 2021	Version 2.1
Hazloc Heaters Inc.	Calgary, Alberta



Specifications for HHP2-16" Fan Size - Horizontal and Vertical Projection Type



Detailed Specifications

Model	HHP2-16	
Fan diameter	in (mm)	16 (406.4)
Air delivery *	cfm (m ³ /hr)	1665 (2829)
Motor power	hp (watts)	1/4 (186) or 1/3 (248)
Horizontal Projection Type with One-Way Louvers		
Horizontal air velocity *	fpm (m/s)	1139 (5.8)
Horizontal air throw * †	ft (m)	49 (14.9)
Max. mounting height * †	ft (m)	14 (4.3)
Vertical Projection Type with Two-Way Louvers (maximum mounting height is also maximum vertical air throw)		
Max. mounting height * †	ft (m)	20 (6.1)
Spread * †	ft (m)	20 (6.1)
Vertical Projection Type with Nozzle (maximum mounting height is also maximum vertical air throw)		
Max. mounting height * †	ft (m)	42 (12.8)
Spread * †	ft (m)	16 (4.9)
Vertical Projection Type with Four-Way Louvers (maximum mounting height is also maximum vertical air throw)		
Max. mounting height * †	ft (m)	15 (4.8)
Spread * †	ft (m)	15 (4.8)
Weights and Shipping Crate Dimensions (wood packaging material is in compliance with ISPM No. 15)		
Net wt. before adders	lbs (kg)	131 (59.4)
Shipping wt. before adders	lbs (kg)	183 (83.0)
Add for flanges	lbs (kg)	16 (7.3)
Add for nozzle	lbs (kg)	12 (5.4)
Add for four-way louver	lbs (kg)	8 (3.6)
Crate W X D X H	in	31.5 x 29.5 x 31.75
Crate W X D X H	mm	800 x 749 x 806

* At 70°F (21°C), 60 Hz and sea level.

† The Air throws, Spreads and Max. Mounting heights listed above are based on an air temperature rise (ΔT) of 40°F. To determine these figures for temperature rises other than 40°F, first determine the actual air temperature rise from the performance tables in the brochure, our web based Heater Selection Tool, or factory supplied printouts, and then multiply the respective values by the Correction factor in the table below.

Air Discharge Temperature Correction Factors @ Various Temperature Differences ΔT (°F)																
Actual ΔT	0	10	20	30	40	50	60	70	80	90	100	110	120	130	140	150
Correction	1.24	1.18	1.12	1.06	1.00	0.94	0.88	0.82	0.76	0.7	0.64	0.58	0.51	0.45	0.39	0.33

- All views are showing optional VHMB mounting bracket kit.

Approval Drawing	HHP2-16" Fan Size Heater
June 7, 2021	Version 2.1
Hazloc Heaters Inc.	Calgary, Alberta

